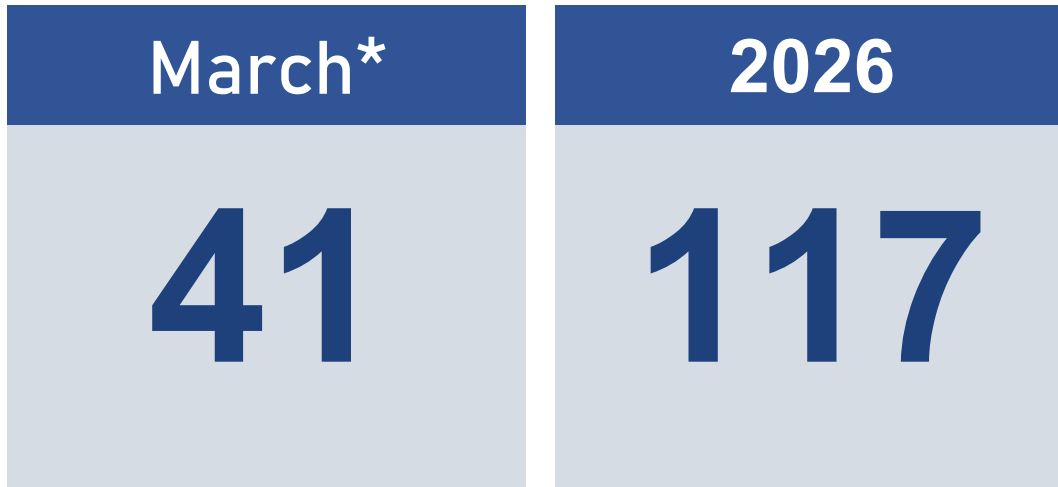


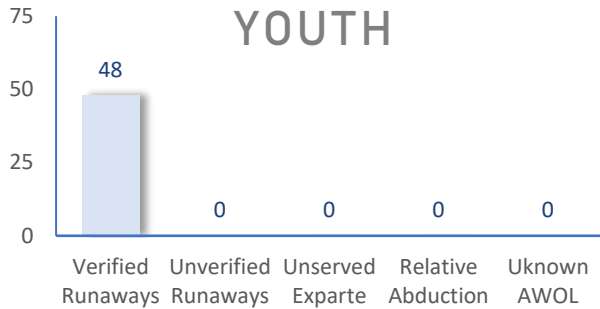
The following statistics show the status and demographics of absent Kansas foster youth and track DCF's successful recovery efforts.

RECOVERED YOUTH

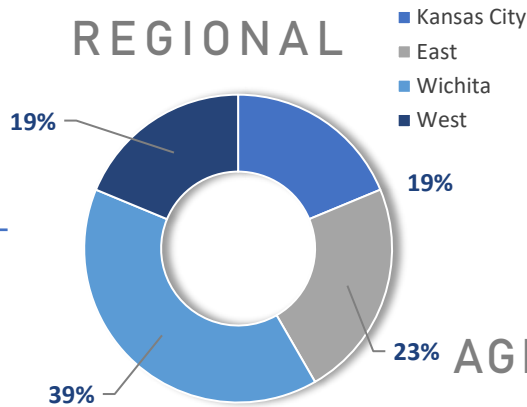


*A youth may be recovered more than once per month.

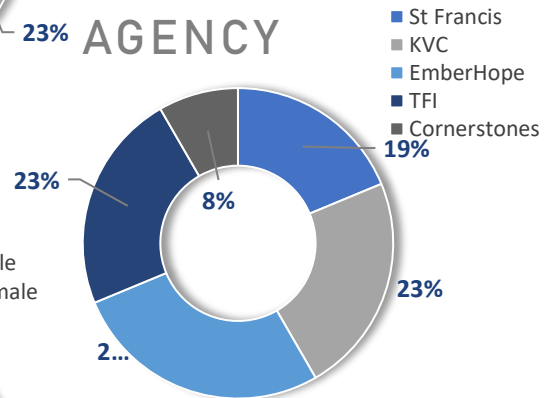
CURRENT AWOL YOUTH



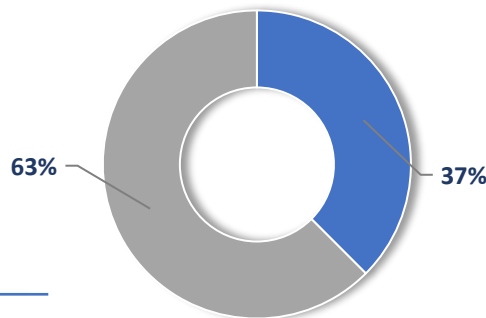
REGIONAL



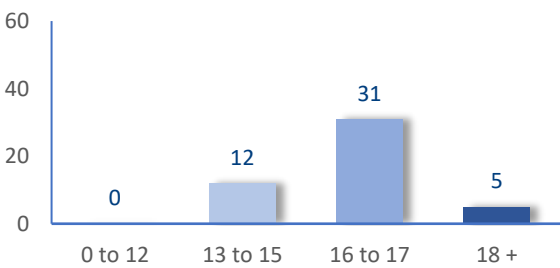
AGENCY



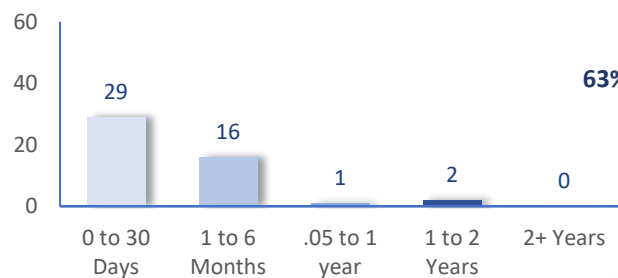
GENDER



AGE



TIME



DAILY AWOL YOUTH

2025

| December | | January | | February | | March | |
|----------|--------|---------|--------|----------|--------|-------|--------|
| DATE | # AWOL | DATE | # AWOL | DATE | # AWOL | DATE | # AWOL |
| 1 | 38 | 2 | 44 | 2 | 33 | 2 | 36 |
| 2 | 38 | 5 | 46 | 3 | 32 | 3 | 36 |
| 3 | 36 | 6 | 50 | 4 | 32 | 4 | 40 |
| 4 | 37 | 7 | 46 | 5 | 31 | 5 | 38 |
| 5 | 35 | 8 | 43 | 6 | 30 | 6 | 37 |
| 8 | 36 | 9 | 40 | 9 | 30 | 9 | 40 |
| 9 | 37 | 12 | 39 | 10 | 32 | 10 | 40 |
| 10 | 39 | 13 | 38 | 11 | 32 | 11 | 39 |
| 11 | 40 | 14 | 37 | 12 | 32 | 12 | 41 |
| 12 | 39 | 15 | 36 | 13 | 33 | 13 | 40 |
| 15 | 39 | 16 | 36 | 16 | 34 | 16 | 42 |
| 16 | 39 | 20 | 36 | 17 | 33 | 17 | 44 |
| 17 | 39 | 21 | 37 | 18 | 33 | 18 | 43 |
| 18 | 40 | 22 | 38 | 19 | 33 | 19 | 45 |
| 19 | 40 | 23 | 31 | 20 | 32 | 20 | 46 |
| 22 | 42 | 26 | 34 | 23 | 34 | 23 | 47 |
| 23 | 45 | 27 | 35 | 24 | 36 | 24 | 49 |
| 24 | 46 | 28 | 35 | 25 | 37 | 25 | 51 |
| 26 | 44 | 29 | 36 | 26 | 37 | 26 | 48 |
| 29 | 45 | 30 | 32 | 27 | 37 | 27 | 48 |
| 30 | 46 | | | | | 30 | |
| 31 | 44 | | | | | 31 | |